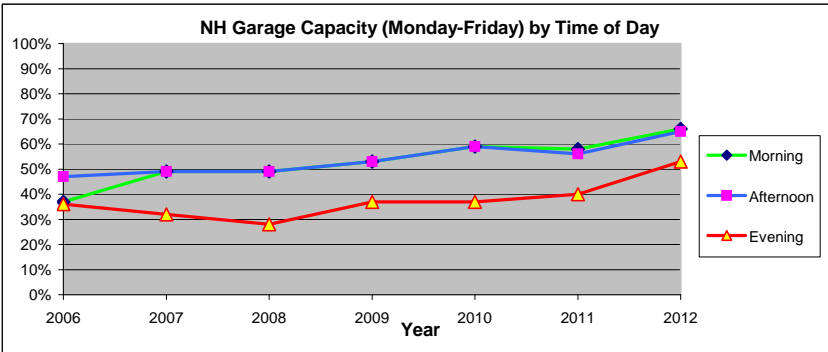


# New Hampshire Parking Garage - Capacity Trends 2006-2012

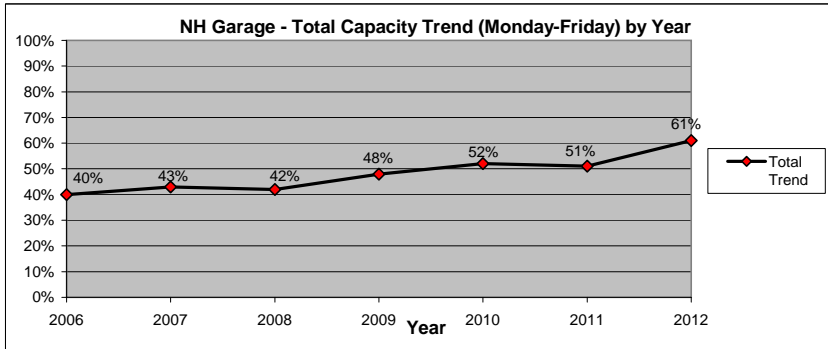
Parking Control - Lawrence, Kansas

## NH Garage - Parking Capacity (Monday-Friday)

	2006	2007	2008	2009	2010	2011	2012
<b>Morning</b>	37%	49%	49%	53%	59%	58%	66%
<b>Afternoon</b>	47%	49%	49%	53%	59%	56%	65%
<b>Evening</b>	36%	32%	28%	37%	37%	40%	53%

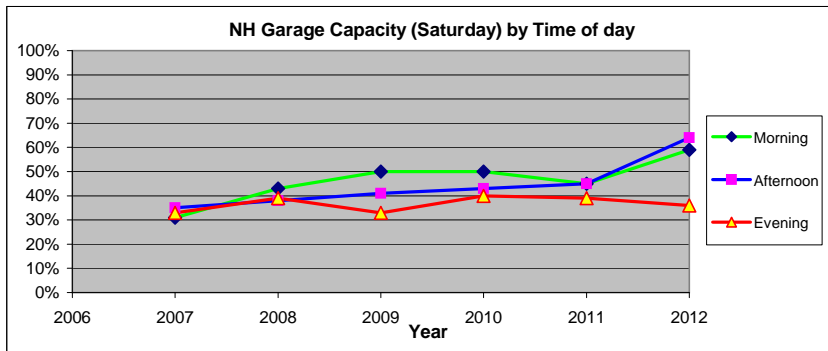


	2006	2007	2008	2009	2010	2011	2012
<b>Total Trend</b>	40%	43%	42%	48%	52%	51%	61%



## NH Garage - Parking Capacity (Saturday)

	2006	2007	2008	2009	2010	2011	2012
<b>Morning</b>		31%	43%	50%	50%	45%	59%
<b>Afternoon</b>		35%	38%	41%	43%	45%	64%
<b>Evening</b>		33%	39%	33%	40%	39%	36%



	2006	2007	2008	2009	2010	2011	2012
<b>Total Trend</b>		33%	40%	41%	44%	43%	53%

