Making Wading Pool Reservations Online

Go to www.lawrenceks.org/lprd and click on this button:

If you have not registered for an online enrollment account with Lawrence Parks and Recreation, then click on the link labeled "PROCEED TO ONLINE ENROLLMENT/PRACTICE FIELD RESERVATIONS".

If you are already registered, click on the "Already Registered?" link.

Log in with your User name and Password or follow the instructions to create an account. You will see a screen with your Household information. Update any information as needed and then click "Finish".

On the next page, click on the "Reserve a Facility" menu at the top

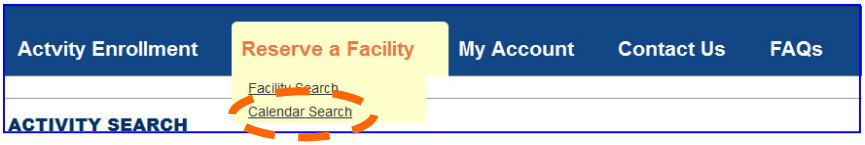

of the screen and select "Calendar Search".
Note: You may also continue as a Guest to check availability by simply browsing with the pull down menus at the top of the screen.

Fill in each field with options available in the pull-down menus. For South Park Wading Pool, select "Wading Pool@South Park". It will take you to a screen with each month's calendars listed.

Availability is color coded each day.

Red:
Facility is closed or has been booked 9am-1pm.

Green:
Facility is open and has availability for all time slots.

Yellow:
Facility is open but some or all time slots have already been reserved. Note: The facility may also be closed.

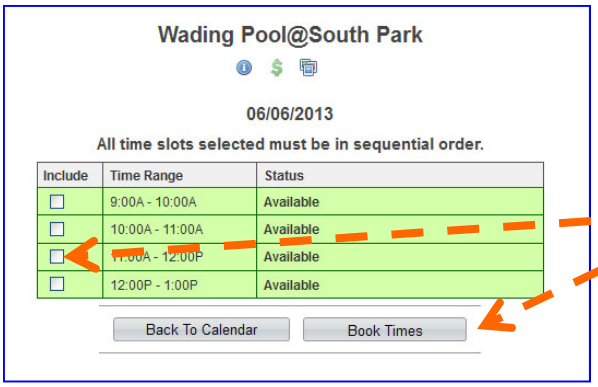

Choose the date you prefer and view the available time slots.

Time slots are available in one hour increments from 9am-1pm.

Check the appropriate box(es) of your choice and then select "Book Times".

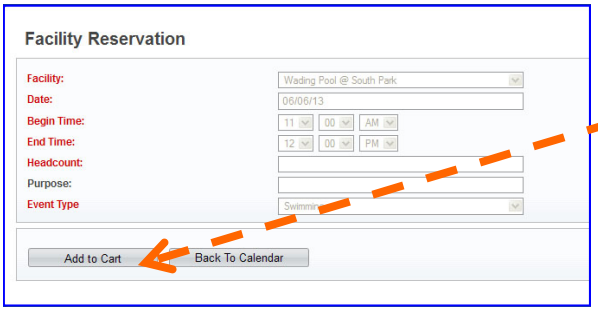

Fill in a general headcount and purpose. Then click the "Add to Cart" button.

Review the Facility Rules & Regs. Then click on "Agree".

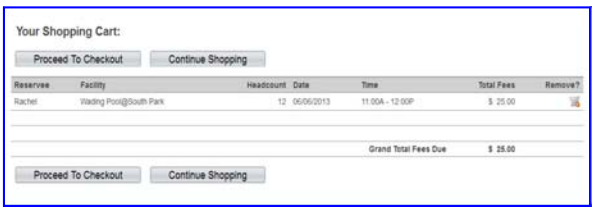

If you are finished with your transaction, then you can "Proceed to Checkout" and make payment.

If you would like to book another date and time, click on "Continue Shopping" and start over at the "Reserve a Facility" step.