

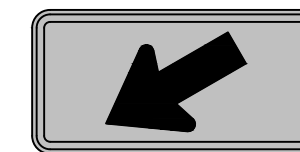
W8-1



W16-2a

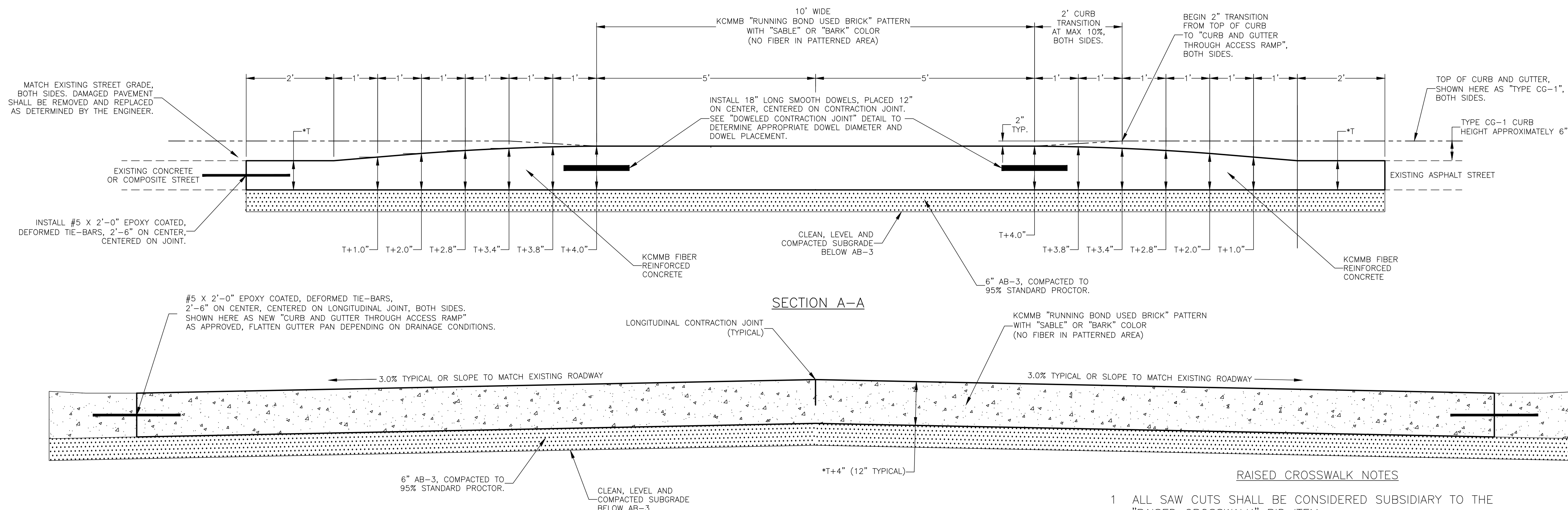
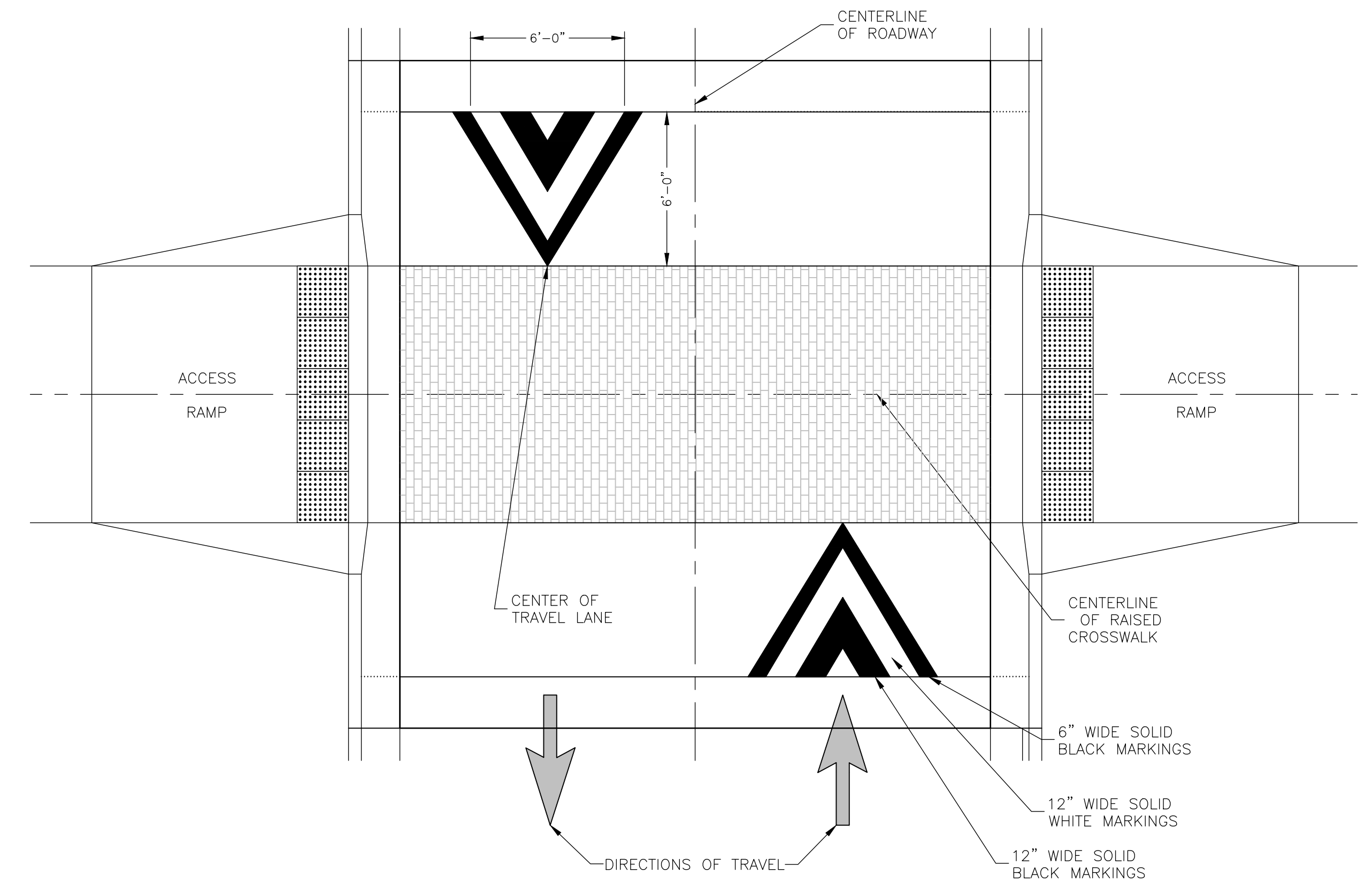


W11-2



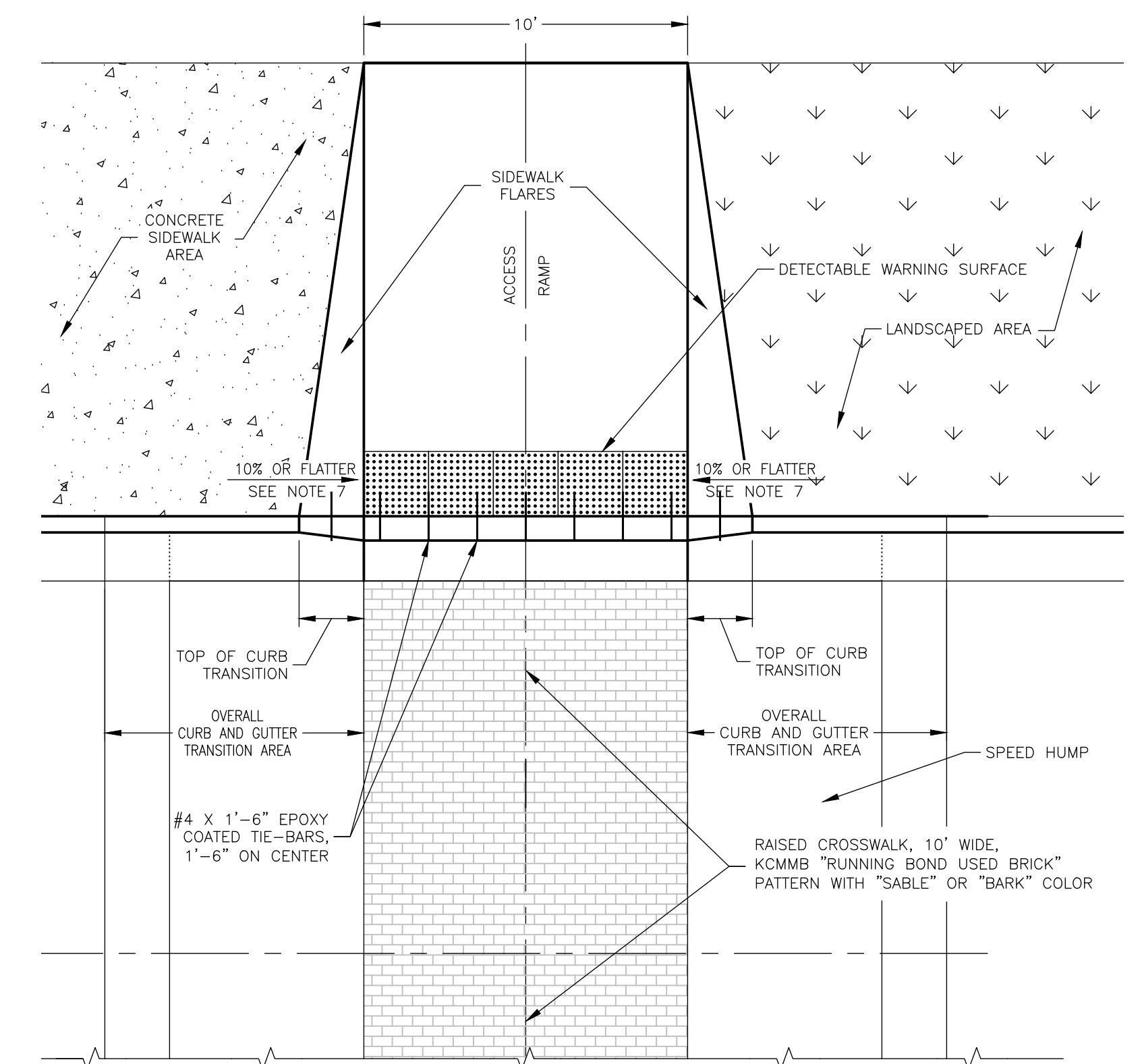
W16-7p

RAISED CROSSWALK SIGNS



RAISED CROSSWALK DETAILS

- ALL SAW CUTS SHALL BE CONSIDERED SUBSIDIARY TO THE "RAISED CROSSWALK" BID ITEM.
- ANY EXCAVATION, BACKFILL AND SUBGRADE PREPARATION ASSOCIATED WITH THIS WORK SHALL BE SUBSIDIARY TO THE "RAISED CROSSWALK" BID ITEM.
- CONTRACTION JOINTS SHALL BE SAWED AT THE DIRECTION OF THE ENGINEER OR AN APPROVED REPRESENTATIVE.
- #5 X 2'-0" EPOXY COATED, DEFORMED TIE-BARS, 2'-6" ON CENTER, CENTERED ON THE JOINT, SHALL BE INSTALLED ON LONGITUDINAL CONSTRUCTION COLD JOINTS.
- ALL RAISED CROSSWALK ITEMS ARE SUBSIDIARY TO "RAISED CROSSWALK" BID ITEM.
- *T= 8" MINIMUM OR MATCH EXISTING PAVEMENT THICKNESS, WHICHEVER IS GREATER.
- TYPICAL FLARED SIDES SHALL BE A MAXIMUM OF 10% OR FLATTER SLOPE BASED ON A STANDARD CURB TRANSITION FROM "TYPE CG-1" TO "CURB AND GUTTER THROUGH ACCESS RAMP", IF ADJACENT TO SIDEWALK OR LANDSCAPED AREAS.
- REFER TO "CONCRETE SIDEWALK ACCESS RAMPS" DETAIL FOR ADDITIONAL INFORMATION ON TYPICAL ACCESS RAMP CONSTRUCTION.



2023 EDITION

SHEET ____ OF ____

DATE	BY	REVISION
04-01-23	LJM	REPLACES ALL PREVIOUS VERSIONS OF RAISED CROSSWALK DETAILS
05-01-22	LJM	REPLACES ALL PREVIOUS VERSIONS OF RAISED CROSSWALK DETAILS



STANDARD DETAILS FOR
RAISED CROSSWALKS

DAVID P. CRONIN
CITY ENGINEER

CRAIG S. OWENS
CITY MANAGER